

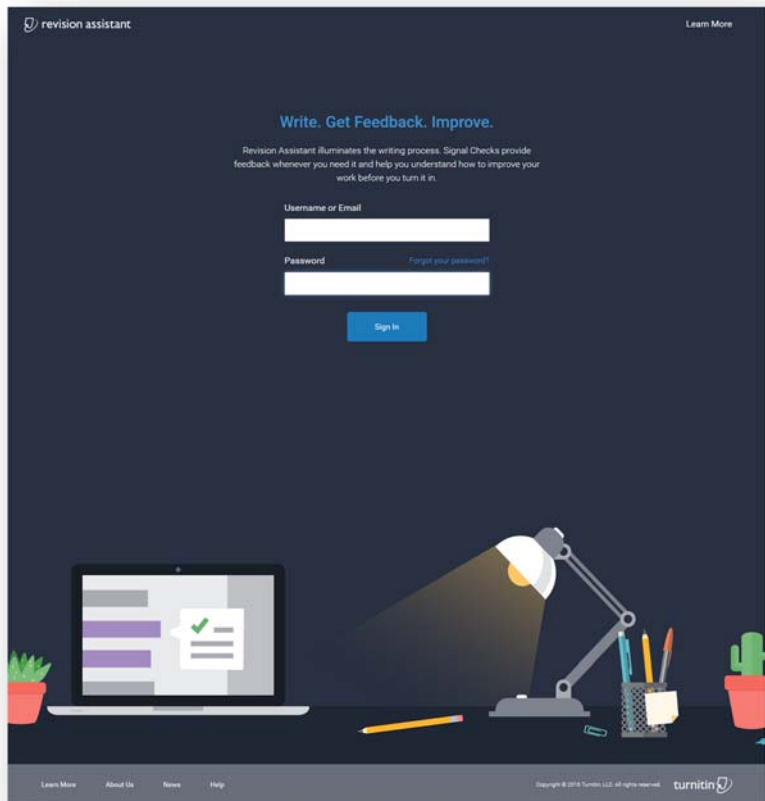
CODiE Awards 2017

Revision Assistant  
by Turnitin

Judges Guide

# Login Details

*NOTE: This document contains revised login information as of 01/22/2017. Screen images may be slightly different as well.*



**Go to:**

<http://RevisionAssistant.com>

**Teacher Demo**

**Username:** jchu+instructor@turnitin.com

**Password:** writewell16

**Student Demo**

**Username:** jchu+student@turnitin.com

**Password:** writewell16

## About Revision Assistant

Turnitin Revision Assistant helps students in grades 6-12 become better writers by providing them with instant, specific feedback throughout the writing process. Turnitin Revision Assistant provides a library of both document-based and open-ended writing prompts that may be assigned as timed performance tasks, writing practice, and/or homework assignments. The prompts cover a wide range of genres and essay types and are standards-aligned.

At any point during the writing process, students may have Revision Assistant call a SIGNAL CHECK, which instantly provides both qualitative and visual feedback on their work. First, the signal check provides a student-friendly visualization of trait-level scores on standards-aligned rubrics, which cover areas such as focus, evidence, ideas and genre. Second, actionable, direct comments appear in the margins of students' compositions and are tied to specific sentences highlighted in the text. The signal check feedback emphasizes areas of strength and offers constructive suggestions for sentence-level improvements. The combination of prioritized positive and constructive comments encourages students to continue to revise and progress.

Revision Assistant also offers a pre-writing tool so students have a space for collecting and organizing their thoughts. Additionally, a set of automated validators will prevent students from gaming the system and inform them if they are writing off-topic; making invalid attempts that are not appropriate; or are relying too heavily on source quotes, so that they can make sure to emphasize original writing in their work.

For detailed help guides: [https://guides.turnitin.com/Revision Assistant](https://guides.turnitin.com/Revision_Assistant)

For assistance or to schedule a live demo, contact **Jason Chu** at [jchu@turnitin.com](mailto:jchu@turnitin.com) or (510) 764-7649.

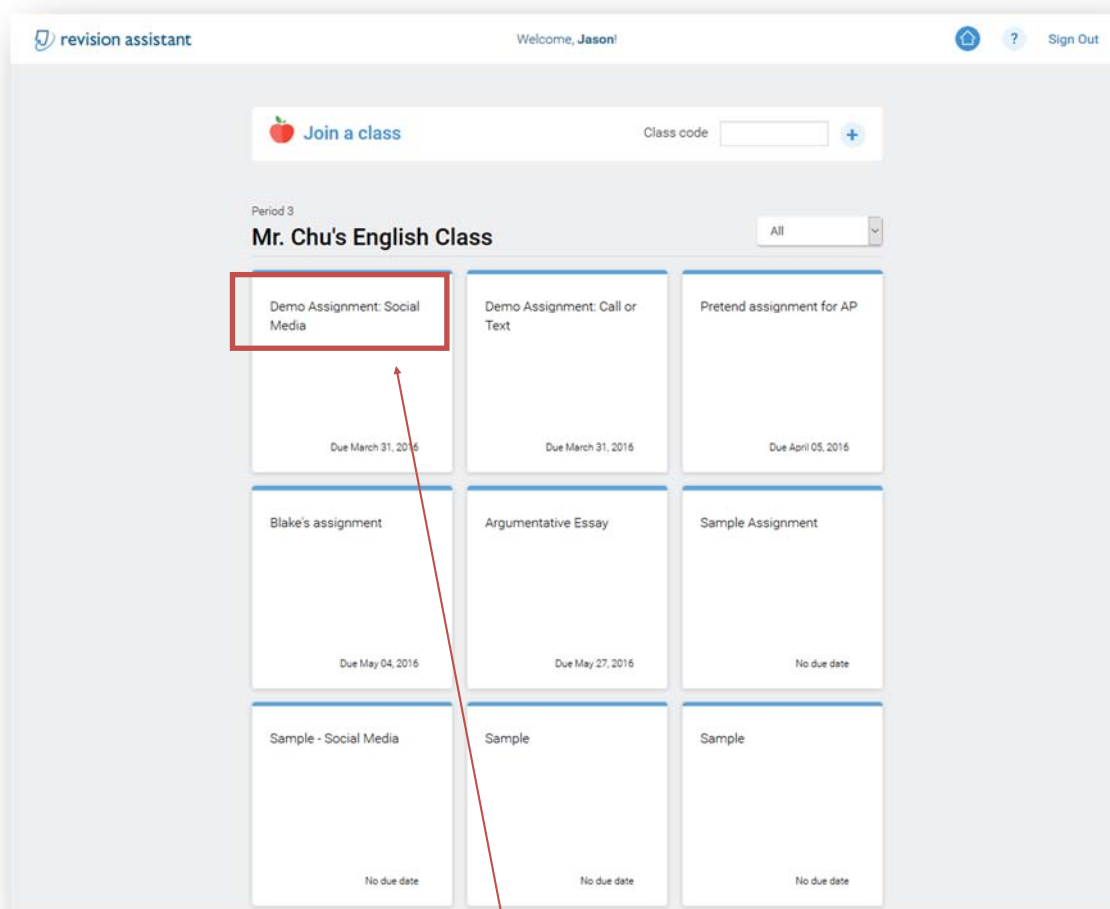
CODiE Awards 2017

Revision Assistant  
by Turnitin

**Student View**

# Student Home Page

**Test Class is available to explore** using the chevron to scroll between assignments. New classes are added when a teacher supplies the **Class Code**.



Click on the assignment title to open **the assignment**.

# Student Assignment Page

From the Student Assignment Page, students see special instructions from the teacher and clear direction about the assignment.

Students can select to **View Rubric** to see criteria for highest marks.

It is easy for students to track their progress from the menu.

Prewriting helps organize writing. Scroll down to see progress on this assignment and explore the student's **Signal Checks**.

# Encouraging Students to Revise

At the heart of Revision Assistant are Signal Checks which provide instant, targeted feedback to encourage and guide students as they write. From the Student Assignment Page, scroll down to see the history of the demo student's work and submissions. Notice the **Prewriting** section and **Signal Checks**.

## Instant Feedback

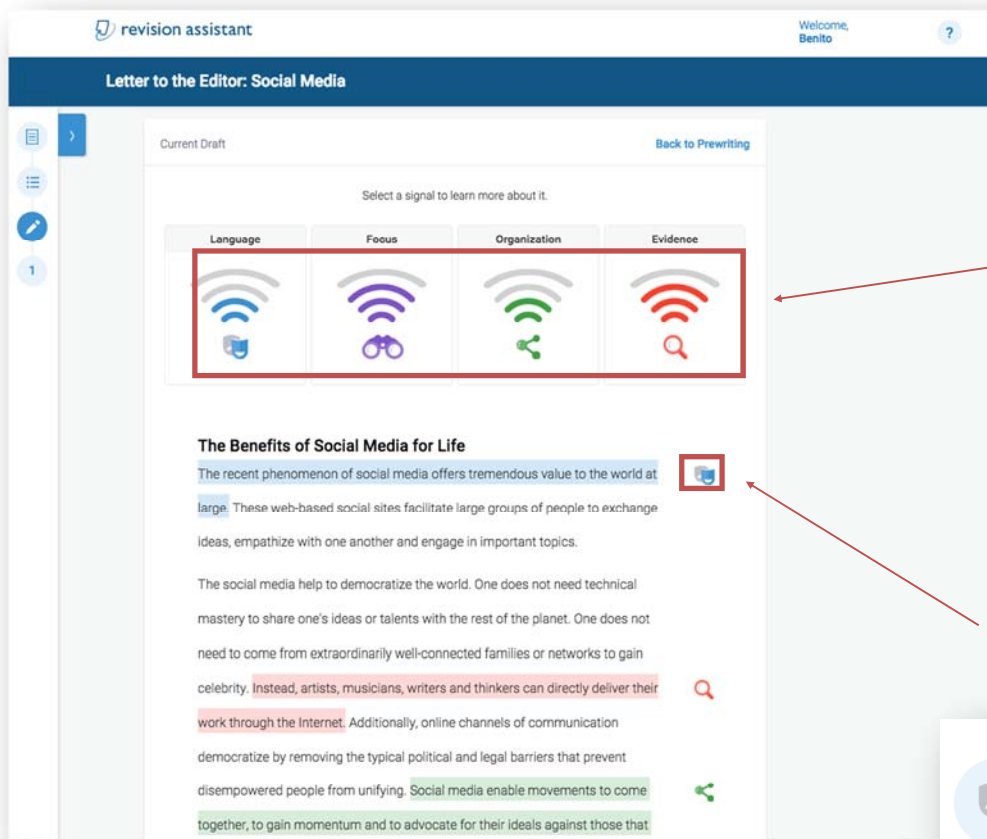
Students request and receive Signal Checks at any time while writing in Revision Assistant. Visual indicators deliver immediate, constructive feedback. With fewer barriers to practice and revision, students write more, and more often.

## Specific and Actionable Comments

In-line comments target specifics of student writing, focusing on elements of argument, evidence, genre, and clarity. Feedback to students highlights both strengths and points for improvement -- on every draft.

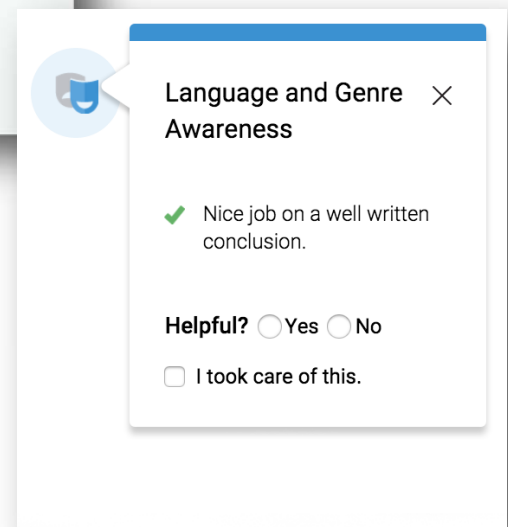
## For All Types of Learners

Regardless of skill level, Revision Assistant motivates students to improve their writing in a fun and engaging way. Strong writers are challenged to continually improve. Feedback helps struggling students gain confidence and take greater ownership of their work.



Progress on **Signal Checks** is denoted by a greater number of amplification waves. Colors and Icons correspond to color coded highlighting in the text.

Click on a **Signal Check icon** for an expanded view of how Signal Checks provide instant, targeted feedback to encourage and guide students as they write.



CODiE Awards 2017

Revision Assistant  
by Turnitin

**Teacher View**

# Teacher Home Page

From the Teacher Home Page, open the menu to see classes and assignments.

The screenshot shows the 'revision assistant' interface. At the top left is the logo and 'revision assistant' text. At the top center is 'Welcome, Mr. Chu!'. At the top right are icons for home, help, and 'Sign Out'. Below the header is a blue 'Create a Class' button. Underneath is 'Period 3' and 'Mr. Chu's English Class'. The main content is a 3x3 grid of assignment cards. The first card in the top row is titled 'Demo Assignment: Social Media' and is highlighted with a red box. A red arrow points from this box down towards the text below the screenshot. Each card also shows a due date and a gear icon for settings.

Assignment Title	Due Date	Settings
Demo Assignment: Social Media	Due March 31, 2016	⚙️
Demo Assignment: Call or Text	Due March 31, 2016	⚙️
Pretend assignment for AP	Due April 05, 2016	⚙️
Blake's assignment	Due May 04, 2016	⚙️
Argumentative Essay	Due May 27, 2016	⚙️
Sample Assignment	No due date	⚙️
Sample - Social Media	No due date	⚙️
Sample	No due date	⚙️
Sample	No due date	⚙️

Clicking on the title opens the assignment. Pick one assignment indicating a student has made a submission.



# Student Submission Page

Explore a student's submission to see the history of submissions and revisions. Notice improved **Signal Checks** with each revision.

The screenshot shows the 'revision assistant' interface. At the top, it says 'Welcome, Zola'. The main heading is 'Letter to the Editor: Social Media' with a user profile 'Tyrone Tincher'. A sidebar on the left contains links for 'Assignment', 'Student Roster', 'Student Work', and 'Download Score Report'. The main content area is titled '4th Draft' and 'Show Tyrone's Prewriting'. Below this, there are four signal check categories: Language (blue), Focus (purple), Organization (green), and Evidence (red). Each category has a Wi-Fi icon and a specific icon (a book for Language, glasses for Focus, a share icon for Organization, and a magnifying glass for Evidence). The text below the categories is titled 'The Benefits of Social Media for Life' and includes the sentence: 'These web-based social platforms enable large groups of people to exchange ideas, empathize with one another and engage one another on important topics at an'.

Click on the **Signal Check** to see how the student is encouraged to revise with constructive feedback. Scroll down the page to see history of revisions.

This screenshot shows a detailed view of a 'Signal Check'. At the top, there are four signal check categories: Language (blue), Focus (purple), Organization (orange), and Evidence (red). Below these, the text 'Claim: social media is great-I think that it's a great benefit to society.' is shown. Underneath, there is a 'Support 1' section with text: 'The social media has only existed for nearly 20 years. The earth has been around for billions of years, meaning that the social media has only been here at a blink of an eye comparing to the earth. We've survived without it and we still can as evidenced by over 2000 years of human history. Books, for example, were met initially with disdain...'. A red signal check icon is visible next to the text. On the right side, there is a 'Language and Genre Awareness' panel with a close button (X) and a red signal check icon. The panel contains the text: 'Appeal to your audience with language they will appreciate, especially here in your introduction.'

# Assignment Overview

Explore the features here to see the **Source**, **Common Core Alignments** and **Rubric** (samples below).

The screenshot shows the 'revision assistant' interface. At the top, it says 'Welcome, Zola'. The main title is 'Letter to the Editor: Social Media' with a '< Back to Library' link. On the left, there are 'Instructions' and 'Add Special Instructions' sections. The 'Instructions' section contains two paragraphs of text. The 'Add Special Instructions' section has a text box with 'Feel free to contact me with questions. Happy writing!' and a rich text editor with 'B', 'i', and 'u' buttons. On the right, there is a sidebar with 'Rubric' and 'Learning Standards' (highlighted with a red box), 'Subjects' (ELA, Social Studies), 'Grade Level' (9 to 11), 'Suggested Length' (250 to 350 words), and 'Tags' (persuasive, 12th grade, 10th grade, 9th grade, 11th grade). At the bottom of the sidebar is a 'Create Assignment' button (highlighted with a red box).

Click on **Source** to see the selection. View **Common Core Alignments** or **Rubric** in pop-up

Create the assignment.

The screenshot shows a 'Persuasive Scoring Rubric' for 'Letter to the Editor: Social Media'. It has a table with four columns: 'Very Strong', 'Strong', 'Needs Work', and 'Poor'. The rows are 'Clarity and Focus', 'Use of Evidence', 'Analysis and Organization', and 'Language and Genre Awareness'. Each row contains a description of the skill and a corresponding icon.

The screenshot shows the Turnitin interface for 'Letter to the Editor: Social Media'. It displays the assignment title and a preview of the assignment instructions, which are identical to the ones in the main screenshot.

The screenshot shows a 'Letter to the Editor: Social Media : Learning Standards' page. It includes a search bar, navigation links, and a list of 'Common Core' standards. The standards listed are 'Persuasive', '9th-10th Grades', 'Common Core Standards', and 'http://www.corestandards.org/ELA-Literacy/W/9-10/# (Adopted 2010)'. It also lists 'Grades 9-10' and 'PERSUASIVE ESSAYS'. The page includes a 'Related Articles' section with 'There are no recommended articles.' and a 'Tags' section with 'This page has no custom tags.'

# Scoring and Rubrics

With one click, student scores can be exported to Excel indicating individual performance against the prompt's rubric. This example is from the assignment "Letter to the Editor: Social Media" which has two submitted student essays (sample report below).

Persuasive Scoring Rubric  
Letter to the Editor: Social Media

	Very Strong	Strong	Needs Work	Poor
<b>Clarity and Focus</b> Present your ideas directly and include only information on your main topic.	The writer's idea or argument is clear and relevant, and interesting details are used to support the claim.	The writer has a clear claim based on the topic and uses relevant supporting details.	The writer's claim is vague or not clearly supported with details.	The writer's claim is not clear or discernible. The writer has few or no supporting details.
<b>Use of Evidence</b> Provide relevant examples from the source that support your point of view.	Evidence relates directly to the claims, is drawn from an appropriate source, and is very clearly integrated. Counterarguments are referenced.	The writer competently uses evidence to support an argument. The evidence is well integrated into the essay text.	Evidence is sparse or not clearly connected to the ideas in the essay.	Evidence is absent or unrelated to the topic. Counterarguments are not addressed.
<b>Analysis and Organization</b> Develop a claim and use evidence to support it. Explain your position using transitions and a strong introduction and conclusion.	Well reasoned, insightful arguments connect evidence to claims, with valid organization, skillful transitions, and a coherent, reflective conclusion.	Arguments show understanding and reasoning based on evidence, with some basic transitions and coherence, including a conclusion.	Arguments show limited reasoning or understanding of the topic. The essay includes flawed reasoning and an uneven progression from beginning to end.	The argument is unclear or absent. There is no connection between evidence and claims, few to no linking words or phrases, and no discernible organization of ideas.
<b>Language and Genre Awareness</b> Use a formal tone and varied sentence structure to convey your ideas and convince your audience of your position.	The essay consistently employs appropriate formal language, specific vocabulary, and varied sentence structure.	The essay uses mostly correct, varied sentence structure and usually uses appropriately formal language and vocabulary.	The essay uses limited or repetitive sentence structure. At times, vocabulary is weak and language is informal.	The style is informal, sentences are poorly constructed, and serious, pervasive errors in language use are present. Shorthand may be used.

turnitin REVISION ASSISTANT

grade-report.xlsx

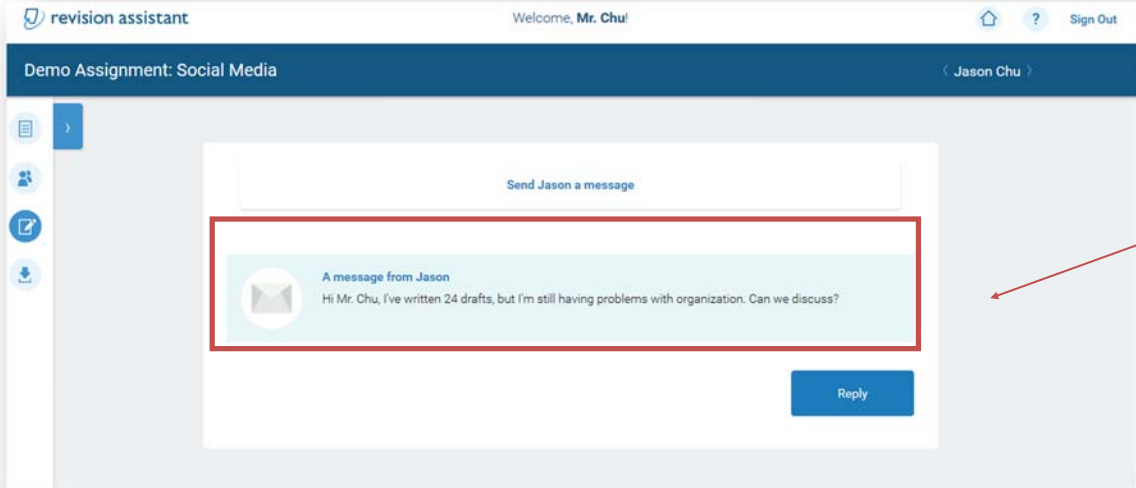
	A	B	C	D	E	F	G	
1	Assignment	Letter to the Editor: Social Media						
2	Date of Download	Dec 17, 2015						
3								
4	Class Statistics							
5		Analysis and Organization	Clarity and Focus	Language and Genre Awareness	Use of Evidence	Overall		
6	Class Average	2.375	2.5	2.375	2.625	9.875		
7	Class Median	2.5	3	3	3	11.5		
8								
9								
10								
11								
12								
13								
14								
15								
16								

Overview Scores

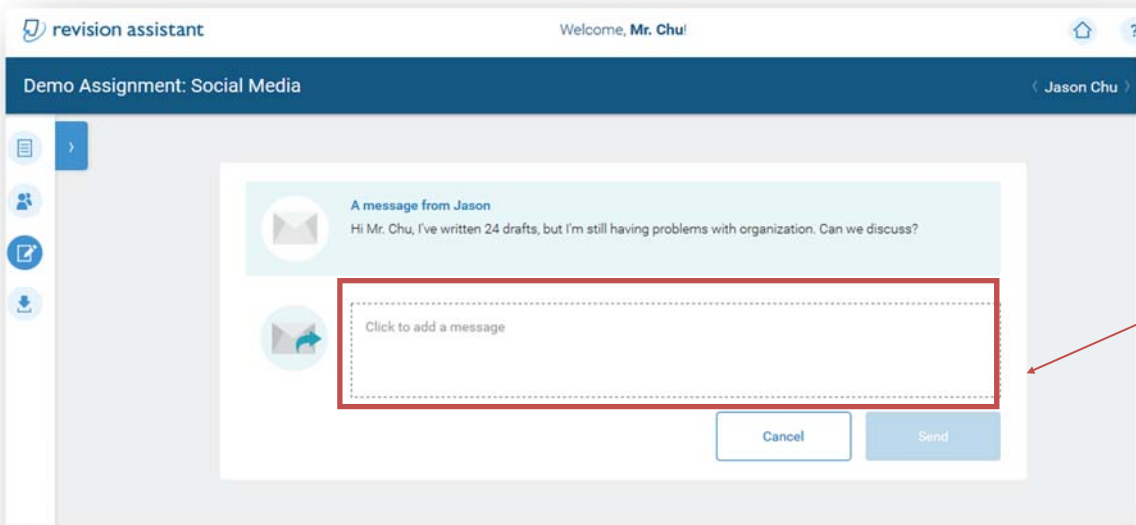
Sum=0

# Communications Between Student and Teacher

Note how easy it is for teacher and student to send messages to each other about essay submissions.



Jason's message to his teacher



Space for Jason's teacher to respond or give additional